









DESCRIPTION	PART NUMBER	V _{Znom} [V]	V _{Zmin} @ I _{ZT1} [V]	V _{Zmax} @ I _{ZT1} [V]	r _{zjT} @ I _{ZT1} [Ohm]	I _{ZT1} [mA]	I _{ZM} [mA]	TOLERANCE GROUPS
Stabilizer Diodes MiniMELF SOD-80 Package Single Diode 	LL1.5	1.5	1.35	1.55	13(<20)	5	120	-
	LL2	2	2.0	2.3	18(<30)	5	120	-
	LL2.4	2.4	2.2	2.56	14(<20)	5	120	-
	LL2.7	2.7	2.5	2.9	15(<20)	5	105	-
	LL3	3	2.8	3.2	15(<20)	5	95	-
	LL3.3	3.3	3.1	3.5	16(<20)	5	90	-
	LL3.6	3.6	3.4	3.8	16(<25)	5	80	-
	LL3.9	3.9	3.7	4.1	17(<25)	5	75	-
	LL4.3	4.3	4.0	4.6	17(<25)	5	65	-
	LL4.7	4.7	4.4	5.0	18(<25)	5	60	-
	LL5.1	5.1	4.8	5.4	18(<25)	5	55	-
	DO-35 Package Single Diode 	ZTE1.5	1.5	1.35	1.55	13(<20)	6	120
ZTE2		2	2.0	2.3	18(<30)	7	120	-
ZTE2.4		2.4	2.2	2.56	14(<20)	8	120	-
ZTE2.7		2.7	2.5	2.9	15(<20)	9	105	-
ZTE3		3	2.8	3.2	15(<20)	10	95	-
ZTE3.3		3.3	3.1	3.5	16(<20)	11	90	-
ZTE3.6		3.6	3.4	3.8	16(<25)	12	80	-
ZTE3.9		3.9	3.7	4.1	17(<25)	13	75	-
ZTE4.3		4.3	4.0	4.6	17(<25)	14	65	-
ZTE4.7		4.7	4.4	5.0	18(<25)	15	60	-
ZTE5.1		5.1	4.8	5.4	18(<25)	16	55	-
ZTK6.8		6.8	6.4	7.1	10(<25)	5	36	-
ZTK9		9	8	10	10(<25)	5	27	-
ZTK11		11	10	12	10(<25)	5	1	-
ZTK18		18	16	20	11(<25)	5	13	-
ZTK22		22	20	24	11(<25)	5	1	-
ZTK27		27	24	30	12(<25)	5	8	-
ZTK33A	31	30	32	12(<25)	5	7	-	
ZTK33B	33	32	34	12(<25)	5	7	-	
ZTK33C	35	34	36	12(<25)	5	7	-	





DESCRIPTION	PART NUMBER	V _{Znom} [V]	V _Z SPECIFICATION	TOLERANCE GROUPS
Zenner Diodes < 1 Watt SOD-123 Package Zener Diodes (0.3 - 0.5 W) Single Diode 	BZT52B2V4 to BZT52B75	2.4 to 75	Pulse current	± 2%
	BZT52C2V4 to BZT52C75	2.4 to 75	Pulse current	± 5%
	GHZ320W..	320	Pulse current	± 5%
	MMSZ4681 to MMSZ4717	2.4 to 43	Thermal equilibrium	± 5%
	MMSZ5225C MMSZ5267C	3 to 75	Thermal equilibrium	± 5%
	MMSZ5225B to MMSZ5267B	3 to 75	Thermal equilibrium	± 2%

Zener Diodes

Vishay



DESCRIPTION	PART NUMBER	V_{Znom} [V]	V_Z SPECIFICATION	TOLERANCE GROUPS
SOD-323 Package Zener Diodes (0.3 - 0.5 W) Single Diode 	BZX384C1V8 to BZX384C75	1.8 to 75	Pulse current	± 5%
	GDZ2.0B to GDZ36B	2.0 to 36	40 ms after power	± 2%
	GTZ5.1 to GTZ10	5.1 to 10	Pulse current	Voltage Groups
SMF Package Zener Diodes (0.3 - 0.5 W) Single Diode 	BZD27C7V5P to C160P	6.2 to 160	Pulse current	± 5%
	GZF3V6C to GZF91C	3.6 to 91	Pulse current	± 5%
SOT-23 Package Zener Diodes (0.3 - 0.5 W) Dual Common Anode 	AZ23B2V7 to AZ23-B51	2.7 to 51	Pulse Current	± 2%
	AZ23C2V7 to AZ23C51	2.7 to 51	Pulse current	± 5%
SOT-23 Package Zener Diodes (0.3 - 0.5 W) Dual Common Cathode 	DZ23-B2V7 to DZ23-B51	2.7 to 51	Pulse current	± 2%
	DZ23-C2V7 to DZ23-C51	2.7 to 51	Pulse current	± 5%
	MMBZ27VDC..	22	Pulse current	± 5%
SOT-23 Package Zener Diodes (0.3 - 0.5 W) Single Diode 	BZX84B1V8 to BZX84B75	1.8 to 75	Pulse current	± 2%
	BZX84C1V8 to BZX84C75	1.8 to 75	Pulse current	± 2%
	MMBZ4617 to MMBZ4627	2.4 to 6.2	Pulse current	± 5%
	MMBZ4681 to MMBZ4717	2.4 to 43	Pulse current	± 5%
	MMBZ5225B to MMBZ5267C	3 to 75	Thermal equilibrium	± 2%






DESCRIPTION	PART NUMBER	V _{Znom} [V]	V _Z SPECIFICATION	TOLERANCE GROUPS
MicroMELF Package Zener Diodes (0.3 - 0.5 W) Single Diode 	BZM55B...	2.4 to 75	Pulse current	± 2%
	BZM55C...	2.4 to 75	Pulse current	± 5%
MiniMELF SOD-80 Package Zener Diodes (0.3 - 0.5 W) Single Diode 	BZV55B2V4 to BZV55B75	2.4 to 75	Pulse current	± 2%
	BZV55F2V4 to BZV55F75	2.4 to 75	Pulse current	± 3%
	BZV55C2V4 to BZV55C75	2.4 to 75	Pulse current	± 5%
	GLZ3.3 to GLZ39	3.3 to 39	Pulse current	
	TLZ...	2.4 to 56	Pulse current	± 5%
	TZM5221B...TZM5267B	2.4 to 75	Thermal equilibrium	± 2%
	TZMB...	2.4 to 75	Pulse current	± 2%
	TZMC...	2.4 to 75	Pulse current	± 5%
	ZMM1 to ZMM75	0.8 to 75	Pulse current	± 5%
	ZMM5225B to ZMM5267B	3 to 75	Thermal equilibrium	± 5%
QuadroMELF SOD-80 Package Zener Diodes (0.3 - 0.5 W) 	BZT55B...	2.4 to 75	Pulse current	± 2%
	BZT55C...	2.4 to 75	Pulse current	± 5%
	TZQ5221B...TZQ5267B	2.4 to 75	Thermal equilibrium	± 2%
	TZS4678...TZS4717	1.8 to 43	Low leakage	± 5%
DO-35 Package Zener Diodes (0.3 - 0.5 W) Single Diode 	1N4678...1N4717	1.8 to 43	Low leakage	± 5%
	1N746A...1N759A	3.3 to 12	Pulse current	± 5%
	1N5221B...1N5267B	2.4 to 75	Thermal equilibrium	± 2%
	1N957B...1N984B	6.8 to 12	Thermal equilibrium	± 2%
	BZX55B...	2.7 to 75	Thermal equilibrium	± 2%
	BZX79B2V4 to BZX79B75	2.4 to 75	Pulse current	± 2%
	BZX79F2V4 to BZX79F75	2.4 to 75	Pulse current	± 3%
	BZX79C2V4 to BZX79C75	2.4 to 75	Pulse current	± 5%
	GZ2C1 to GZ363	2.3 to 37.2	Pulse current	Voltage Groups
	TZX...	2.3 to 36	Pulse current	Voltage Groups
	ZPD1 to ZPD75	0.8 to 75	Pulse current	± 5%




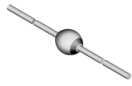
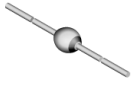

¹⁾ Additional measurement of Voltage group 9V1 to 75 at 95 % V_{Zmin} ≤ 35 nA at T_j 25 °C

Zener Diodes

Vishay



DESCRIPTION	PART NUMBER	V _{Znom} [V]	V _Z SPECIFICATION	TOLERANCE GROUPS
Zener Diodes 1 Watt DO-41 Package Zener Diodes (1 W) Single Diode 	1N4728A...1N4764A	3.3 to 100	Thermal equilibrium	± 5%
	BZX85B...	2.7 to 39	Pulse current	± 2%
	BZX85C...	2.7 to 75	Pulse current	± 5%
	BZY97-C3V9 to BZY97-C200	3.9 to 200	Pulse current	± 5%
	Z4KE100A to Z4KE200A	100 to 200	Pulse current	± 5%
	Z4KE100 to Z4KE200	100 to 200	Pulse current	± 10%
	ZPU100 to ZPU180	100 to 180	Pulse current	± 10%
	ZPY1 to ZPY100	0.7 to 100	Pulse current	± 5%
ZY1 to ZY200	1 to 200	Pulse current	± 5%	
MELF PLASTIC Package Zener Diodes (1 W) Single diode 	GLL4735A to GLL4763A	6.2 to 91	Thermal equilibrium	± 5%
	GLL4735 to GLL4763	6.2 to 91	Thermal equilibrium	± 10%
MELF Glass Package Zener Diodes (1 W) Single diode 	ZM4728A to ZM4764A	3.3 to 100	Thermal equilibrium	± 5%
	ZM4728 to ZM4767	3.3 to 100	Thermal equilibrium	± 10%
	ZMU100 to ZMU180	100 to 180	Pulse current	± 10%
	ZMY1 to ZMY100	0.8 to 100	Pulse current	± 5%
MELF Package Zener Diodes (1 W) Single diode 	ZGL41-100A to ZGL41-200A	100 to 200	Pulse current	± 5%
	ZGL41-100 to ZGL41-200	100 to 200	Pulse current	± 10%
DO-214AA Package Zener Diodes (1 W) Single diode 	SMZJ3788B to SMZJ3809B	9.1 to 68	Pulse current	± 5%
	SMZJ3788A to SMZJ3809A	9.1 to 68	Pulse current	± 10%

DESCRIPTION	PART NUMBER	V _{Znom} [V]	V _Z SPECIFICATION	TOLERANCE GROUPS
DO-214AC Package Zener Diodes (1 W) Single diode 	SML4728A to SML4764A	3.3 to 100	Pulse current	± 5%
	SML4728 to SML4764	3.3 to 100	Pulse current	± 10%
DO-215AA Package Zener Diodes (1 W) Single diode 	SMZG3789B to SMZG3809B	10 to 68	Pulse current	± 5%
	SMZG3788A thru SMZG3809A	9.1 to 68	Pulse current	± 10%
Zener Diode 3 Watt DO-214AC Package Zener Diodes (3 W) Single Diode 	BZG03C...	10 to 270	Pulse current	± 5%
	BZG05C...	3.3 to 100	Pulse current	± 5%
Zener Diodes > 3 Watt SOD-57 Package Zener Diodes (> 3W) Single Diode 	BZT03C...	6.2 to 270	Pulse current	± 5%
SOD-64 Package Zener Diodes (> 3W) Single Diode 	BZW03C...	6.8 to 270	Pulse current	± 5%
	BZW03D...	6.8 to 270	Pulse current	± 10%
DO-214AC Package Zener Diodes (> 3W) Single Diode 	BZG04C...	8.2 to 220	Pulse current	± 5%